



Special Eurobarometer 532





























# The Digital Decade

Annexes

Fieldwork: March 2023





























## Special Eurobarometer 532 The Digital Decade

QB1 Overall, how important do you think digital technologies will be in your life by 2030?  
(%)

		Very important		Fairly important		Not very important		Not at all important		Don't know		Total 'important'		Total 'Not important'	
		Feb/mar 2023	Diff. Feb/mar 2023 - Sept/Oct 2021	Feb/mar 2023	Diff. Feb/mar 2023 - Sept/Oct 2021	Feb/mar 2023	Diff. Feb/mar 2023 - Sept/Oct 2021	Feb/mar 2023	Diff. Feb/mar 2023 - Sept/Oct 2021	Feb/mar 2023	Diff. Feb/mar 2023 - Sept/Oct 2021	Feb/mar 2023	Diff. Feb/mar 2023 - Sept/Oct 2021	Feb/mar 2023	Diff. Feb/mar 2023 - Sept/Oct 2021
		EU27		40	-5	39	3	13	3	7	0	1	-1	79	-2
BE		37	-20	44	10	12	6	6	3	1	1	81	-10	18	9
BG		38	-3	36	3	12	3	8	-2	6	-1	74	0	20	1
CZ		37	-15	37	5	16	8	8	0	2	2	74	-10	24	8
DK		72	-2	20	1	5	1	2	0	1	0	92	-1	7	1
DE		41	-12	35	5	15	5	7	1	2	1	76	-7	22	6
EE		40	-10	37	5	13	4	6	2	4	-1	77	-5	19	6
IE		61	-8	28	4	7	4	2	-2	2	2	89	-4	9	2
EL		43	3	35	-4	13	2	7	0	2	-1	78	-1	20	2
ES		47	5	32	-6	12	3	7	-2	2	0	79	-1	19	1
FR		47	-3	34	1	11	4	7	-1	1	-1	81	-2	18	3
HR		32	-3	44	0	17	4	7	0	0	-1	76	-3	24	4
IT		29	-3	49	2	15	3	7	0	0	-2	78	-1	22	3
CY		56	3	33	2	5	-1	4	-4	2	0	89	5	9	-5
LV		36	-20	39	12	17	7	6	0	2	1	75	-8	23	7
LT		43	-7	33	3	11	3	11	2	2	-1	76	-4	22	5
LU		54	-15	35	11	8	4	3	0	0	0	89	-4	11	4
HU		27	-5	49	1	14	3	8	1	2	0	76	-4	22	4
MT		58	-4	24	-2	5	1	10	5	3	0	82	-6	15	6
NL		68	-8	27	8	4	0	1	0	0	0	95	0	5	0
AT		32	-2	39	1	17	2	10	-2	2	1	71	-1	27	0
PL		29	0	50	-2	13	2	7	0	1	0	79	-2	20	2
PT		27	-2	50	3	10	1	11	-2	2	0	77	1	21	-1
RO		15	-6	44	4	27	5	13	0	1	-3	59	-2	40	5
SI		44	-5	34	3	13	2	8	0	1	0	78	-2	21	2
SK		39	2	36	-4	15	4	8	-2	2	0	75	-2	23	2
FI		53	-8	34	0	9	5	4	3	0	0	87	-8	13	8
SE		70	-5	24	5	3	0	2	0	1	0	94	0	5	0





























**Special Eurobarometer 532**  
**The Digital Decade**

QB2.1 And more specifically, how important do you think digital technologies will be in the following areas of your daily life by 2030?

		Very important	Fairly important	Not very important	Not at all important	Don't know	Total 'important'	Total 'Not important'
EU27		33	30	14	18	5	63	32
BE		35	33	14	15	3	68	29
BG		41	28	10	16	5	69	26
CZ		31	29	15	20	5	60	35
DK		49	20	11	15	5	69	26
DE		26	30	15	22	7	56	37
EE		40	30	8	15	7	70	23
IE		58	21	6	11	4	79	17
EL		34	29	14	20	3	63	34
ES		38	30	11	19	2	68	30
FR		34	26	11	22	7	60	33
HR		32	33	17	15	3	65	32
IT		33	39	14	11	3	72	25
CY		47	32	9	8	4	79	17
LV		23	26	15	27	9	49	42
LT		32	19	11	33	5	51	44
LU		36	35	11	14	4	71	25
HU		33	32	14	18	3	65	32
MT		46	22	4	20	8	68	24
NL		50	20	25	4	1	70	29
AT		27	30	14	25	4	57	39
PL		31	34	18	14	3	65	32
PT		30	31	11	22	6	61	33
RO		24	34	23	16	3	58	39
SI		39	25	12	22	2	64	34
SK		34	30	12	20	4	64	32
FI		42	16	10	25	7	58	35
SE		48	19	11	18	4	67	29





























**Special Eurobarometer 532**  
**The Digital Decade**

QB2.2 And more specifically, how important do you think digital technologies will be in the following areas of your daily life by 2030?

		Very important	Fairly important	Not very important	Not at all important	Don't know	Total 'Important'	Total 'Not important'
EU27		27	39	17	12	5	66	29
BE		23	43	23	9	2	66	32
BG		32	33	10	13	12	65	23
CZ		17	34	25	17	7	51	42
DK		40	34	15	6	5	74	21
DE		23	36	19	16	6	59	35
EE		23	33	17	14	13	56	31
IE		50	31	8	6	5	81	14
EL		35	35	15	10	5	70	25
ES		33	39	13	11	4	72	24
FR		21	40	16	16	7	61	32
HR		25	39	22	10	4	64	32
IT		31	43	16	7	3	74	23
CY		40	36	10	6	8	76	16
LV		16	33	21	19	11	49	40
LT		24	28	16	25	7	52	41
LU		28	42	13	8	9	70	21
HU		33	41	14	9	3	74	23
MT		42	35	6	13	4	77	19
NL		37	42	20	1	0	79	21
AT		25	33	17	20	5	58	37
PL		26	43	19	9	3	69	28
PT		22	38	19	15	6	60	34
RO		21	41	23	11	4	62	34
SI		26	32	22	18	2	58	40
SK		28	37	16	15	4	65	31
FI		21	40	22	13	4	61	35
SE		29	36	22	10	3	65	32





























**Special Eurobarometer 532**  
**The Digital Decade**

QB2.3 And more specifically, how important do you think digital technologies will be in the following areas of your daily life by 2030?

		Very important	Fairly important	Not very important	Not at all important	Don't know	Total 'important'	Total 'Not important'
EU27		33	38	14	11	4	71	25
BE		30	46	15	6	3	76	21
BG		36	35	11	10	8	71	21
CZ		28	38	15	13	6	66	28
DK		41	34	13	5	7	75	18
DE		25	37	17	15	6	62	32
EE		39	39	10	6	6	78	16
IE		54	30	6	7	3	84	13
EL		31	37	13	12	7	68	25
ES		41	36	9	11	3	77	20
FR		34	38	12	13	3	72	25
HR		29	38	20	10	3	67	30
IT		30	43	16	8	3	73	24
CY		37	40	6	6	11	77	12
LV		26	40	12	13	9	66	25
LT		38	28	9	20	5	66	29
LU		36	43	12	7	2	79	19
HU		35	39	14	10	2	74	24
MT		48	32	5	11	4	80	16
NL		52	34	13	1	0	86	14
AT		28	35	15	18	4	63	33
PL		32	40	16	9	3	72	25
PT		23	43	13	15	6	66	28
RO		23	41	21	11	4	64	32
SI		42	30	13	13	2	72	26
SK		36	34	11	13	6	70	24
FI		35	35	15	11	4	70	26
SE		44	27	17	8	4	71	25





























**Special Eurobarometer 532**  
**The Digital Decade**

QB2.4 And more specifically, how important do you think digital technologies will be in the following areas of your daily life by 2030?

		Very important	Fairly important	Not very important	Not at all important	Don't know	Total 'important'	Total 'Not important'
EU27		36	35	12	14	3	71	26
BE		32	43	14	9	2	75	23
BG		45	29	8	14	4	74	22
CZ		34	36	13	13	4	70	26
DK		55	21	9	12	3	76	21
DE		33	35	11	17	4	68	28
EE		41	37	10	8	4	78	18
IE		60	24	5	8	3	84	13
EL		43	30	11	15	1	73	26
ES		46	33	8	12	1	79	20
FR		31	37	10	18	4	68	28
HR		33	37	18	10	2	70	28
IT		36	35	16	11	2	71	27
CY		55	34	4	4	3	89	8
LV		36	33	11	15	5	69	26
LT		39	24	12	22	3	63	34
LU		39	41	12	7	1	80	19
HU		37	33	15	14	1	70	29
MT		57	24	4	12	3	81	16
NL		51	30	17	1	1	81	18
AT		30	33	14	21	2	63	35
PL		33	40	14	11	2	73	25
PT		29	37	14	15	5	66	29
RO		27	40	17	13	3	67	30
SI		45	27	13	14	1	72	27
SK		40	35	10	13	2	75	23
FI		43	27	12	15	3	70	27
SE		43	28	13	13	3	71	26





























**Special Eurobarometer 532**  
**The Digital Decade**

QB2.5 And more specifically, how important do you think digital technologies will be in the following areas of your daily life by 2030?

		Very important	Fairly important	Not very important	Not at all important	Don't know	Total 'important'	Total 'Not important'
EU27		27	41	18	11	3	68	29
BE		24	47	20	7	2	71	27
BG		34	34	12	13	7	68	25
CZ		21	40	19	14	6	61	33
DK		42	35	14	6	3	77	20
DE		22	43	19	11	5	65	30
EE		35	39	14	7	5	74	21
IE		50	31	7	7	5	81	14
EL		32	35	16	14	3	67	30
ES		31	38	16	13	2	69	29
FR		22	38	20	16	4	60	36
HR		26	41	21	10	2	67	31
IT		29	45	16	8	2	74	24
CY		34	39	13	9	5	73	22
LV		20	41	18	14	7	61	32
LT		30	32	15	20	3	62	35
LU		26	46	17	8	3	72	25
HU		28	42	17	11	2	70	28
MT		40	30	11	14	5	70	25
NL		35	45	20	0	0	80	20
AT		26	37	18	15	4	63	33
PL		29	42	17	9	3	71	26
PT		31	37	12	15	5	68	27
RO		21	40	25	12	2	61	37
SI		31	32	21	14	2	63	35
SK		32	38	13	13	4	70	26
FI		30	41	16	9	4	71	25
SE		44	36	11	7	2	80	18

**Special Eurobarometer 532**  
**The Digital Decade**





























QB2.6 And more specifically, how important do you think digital technologies will be in the following areas of your daily life by 2030?

		Very important	Fairly important	Not very important	Not at all important	Don't know	Total 'Important'	Total 'Not important'
EU27		36	40	13	8	3	76	21
BE		32	43	16	7	2	75	23
BG		45	31	10	8	6	76	18
CZ		32	41	14	9	4	73	23
DK		52	33	8	3	4	85	11
DE		28	43	15	10	4	71	25
EE		43	38	9	4	6	81	13
IE		53	33	7	5	2	86	12
EL		49	34	10	6	1	83	16
ES		44	38	8	8	2	82	16
FR		34	40	13	9	4	74	22
HR		34	40	15	9	2	74	24
IT		35	42	14	7	2	77	21
CY		48	36	7	5	4	84	12
LV		37	39	12	7	5	76	19
LT		50	30	5	12	3	80	17
LU		29	43	16	10	2	72	26
HU		40	38	12	8	2	78	20
MT		52	28	4	13	3	80	17
NL		48	39	12	1	0	87	13
AT		28	39	15	14	4	67	29
PL		34	43	14	7	2	77	21
PT		35	38	9	12	6	73	21
RO		25	41	19	12	3	66	31
SI		43	33	11	11	2	76	22
SK		41	37	10	9	3	78	19
FI		43	40	9	6	2	83	15
SE		43	38	12	5	2	81	17































**Special Eurobarometer 532**  
**The Digital Decade**

QB2.7 And more specifically, how important do you think digital technologies will be in the following areas of your daily life by 2030?

		Very important	Fairly important	Not very important	Not at all important	Don't know	Total 'Important'	Total 'Not important'
EU27		34	39	15	9	3	73	24
BE		32	44	16	7	1	76	23
BG		35	35	11	12	7	70	23
CZ		35	39	14	9	3	74	23
DK		53	30	8	6	3	83	14
DE		29	37	18	11	5	66	29
EE		39	39	13	5	4	78	18
IE		54	33	5	5	3	87	10
EL		37	38	12	9	4	75	21
ES		41	39	10	9	1	80	19
FR		32	41	14	9	4	73	23
HR		30	38	20	9	3	68	29
IT		33	42	16	7	2	75	23
CY		46	37	5	5	7	83	10
LV		31	41	12	11	5	72	23
LT		38	31	10	18	3	69	28
LU		37	46	12	5	0	83	17
HU		38	40	12	9	1	78	21
MT		48	30	8	11	3	78	19
NL		50	35	14	1	0	85	15
AT		27	35	16	17	5	62	33
PL		32	42	16	8	2	74	24
PT		23	41	17	14	5	64	31
RO		23	41	22	11	3	64	33
SI		34	35	17	12	2	69	29
SK		39	37	11	10	3	76	21
FI		35	40	14	7	4	75	21
SE		53	31	9	5	2	84	14





























**Special Eurobarometer 532**  
**The Digital Decade**

QB2.8 And more specifically, how important do you think digital technologies will be in the following areas of your daily life by 2030?

		Very important	Fairly important	Not very important	Not at all important	Don't know	Total 'Important'	Total 'Not important'
EU27		37	37	14	9	3	74	23
BE		36	41	15	7	1	77	22
BG		42	33	11	10	4	75	21
CZ		36	37	14	10	3	73	24
DK		54	29	10	4	3	83	14
DE		32	38	16	10	4	70	26
EE		39	38	14	5	4	77	19
IE		57	33	4	4	2	90	8
EL		38	35	13	12	2	73	25
ES		42	36	10	10	2	78	20
FR		35	35	14	12	4	70	26
HR		32	39	19	8	2	71	27
IT		35	40	16	8	1	75	24
CY		49	36	5	5	5	85	10
LV		30	38	16	11	5	68	27
LT		43	29	9	16	3	72	25
LU		36	42	16	5	1	78	21
HU		38	39	13	9	1	77	22
MT		59	22	4	12	3	81	16
NL		59	29	11	1	0	88	12
AT		34	36	12	15	3	70	27
PL		36	40	14	8	2	76	22
PT		25	42	13	15	5	67	28
RO		26	41	19	11	3	67	30
SI		36	34	15	13	2	70	28
SK		43	33	12	10	2	76	22
FI		41	34	13	10	2	75	23
SE		54	27	11	7	1	81	18





























**Special Eurobarometer 532**  
**The Digital Decade**

QB2.9 And more specifically, how important do you think digital technologies will be in the following areas of your daily life by 2030?

		Very important	Fairly important	Not very important	Not at all important	Don't know	Total 'Important'	Total 'Not important'
EU27		46	36	10	6	2	82	16
BE		44	40	10	5	1	84	15
BG		62	24	6	6	2	86	12
CZ		50	33	7	7	3	83	14
DK		55	30	9	4	2	85	13
DE		41	34	13	9	3	75	22
EE		52	34	8	4	2	86	12
IE		66	27	3	3	1	93	6
EL		51	32	10	6	1	83	16
ES		56	34	5	4	1	90	9
FR		46	37	8	6	3	83	14
HR		44	36	13	5	2	80	18
IT		40	42	11	6	1	82	17
CY		58	32	3	4	3	90	7
LV		55	29	8	5	3	84	13
LT		60	23	5	10	2	83	15
LU		52	37	8	3	0	89	11
HU		46	35	11	7	1	81	18
MT		65	21	0	11	3	86	11
NL		56	32	11	1	0	88	12
AT		44	32	11	11	2	76	22
PL		36	40	15	7	2	76	22
PT		35	44	8	9	4	79	17
RO		35	38	18	7	2	73	25
SI		37	34	16	12	1	71	28
SK		53	33	6	6	2	86	12
FI		58	29	7	4	2	87	11
SE		64	27	5	3	1	91	8





























**Special Eurobarometer 532**  
**The Digital Decade**

QB2.10 And more specifically, how important do you think digital technologies will be in the following areas of your daily life by 2030?

		Very important	Fairly important	Not very important	Not at all important	Don't know	Total 'Important'	Total 'Not important'
EU27		43	38	10	7	2	81	17
BE		42	41	12	4	1	83	16
BG		47	33	9	8	3	80	17
CZ		42	37	10	8	3	79	18
DK		75	17	2	3	3	92	5
DE		38	39	11	9	3	77	20
EE		51	36	6	4	3	87	10
IE		61	31	3	3	2	92	6
EL		53	33	8	5	1	86	13
ES		51	35	6	6	2	86	12
FR		43	40	8	6	3	83	14
HR		39	41	12	6	2	80	18
IT		40	40	13	5	2	80	18
CY		52	36	4	4	4	88	8
LV		39	39	10	8	4	78	18
LT		51	29	6	11	3	80	17
LU		49	40	7	3	1	89	10
HU		36	41	13	8	2	77	21
MT		65	20	2	11	2	85	13
NL		71	25	4	0	0	96	4
AT		35	38	12	12	3	73	24
PL		36	43	13	6	2	79	19
PT		39	36	8	12	5	75	20
RO		26	41	20	11	2	67	31
SI		45	32	11	10	2	77	21
SK		40	41	9	8	2	81	17
FI		55	33	5	5	2	88	10
SE		67	26	3	3	1	93	6





























**Special Eurobarometer 532**  
**The Digital Decade**

QB3.1 How significantly would the following improvements facilitate your daily use of digital technologies?

		Very significant	Fairly significant	Not very significant	Not at all significant	Don't know	Total 'Significant'	Total 'Not significant'
EU27		41	34	13	8	4	75	21
BE		42	40	13	4	1	82	17
BG		52	30	5	7	6	82	12
CZ		45	29	13	9	4	74	22
DK		39	28	18	11	4	67	29
DE		39	33	15	9	4	72	24
EE		52	29	10	4	5	81	14
IE		60	31	4	3	2	91	7
EL		62	28	4	2	4	90	6
ES		54	31	6	7	2	85	13
FR		44	31	12	7	6	75	19
HR		46	35	13	4	2	81	17
IT		36	41	13	8	2	77	21
CY		59	32	1	2	6	91	3
LV		43	35	10	7	5	78	17
LT		34	32	14	13	7	66	27
LU		47	37	9	5	2	84	14
HU		40	37	12	8	3	77	20
MT		67	16	2	10	5	83	12
NL		36	31	24	8	1	67	32
AT		37	31	15	13	4	68	28
PL		34	42	13	7	4	76	20
PT		45	32	6	11	6	77	17
RO		33	36	17	9	5	69	26
SI		49	27	11	10	3	76	21
SK		51	33	6	6	4	84	12
FI		34	32	21	9	4	66	30
SE		29	31	25	13	2	60	38





























**Special Eurobarometer 532**  
**The Digital Decade**

QB3.2 How significantly would the following improvements facilitate your daily use of digital technologies?

		Very significant	Fairly significant	Not very significant	Not at all significant	Don't know	Total 'Significant'	Total 'Not significant'
EU27		41	35	12	8	4	76	20
BE		41	39	14	5	1	80	19
BG		52	29	6	7	6	81	13
CZ		44	31	12	9	4	75	21
DK		49	26	13	9	3	75	22
DE		40	34	13	9	4	74	22
EE		52	29	9	5	5	81	14
IE		60	29	5	4	2	89	9
EL		58	31	4	2	5	89	6
ES		52	33	6	7	2	85	13
FR		41	33	12	8	6	74	20
HR		45	37	12	4	2	82	16
IT		34	42	15	7	2	76	22
CY		59	31	2	2	6	90	4
LV		44	35	10	7	4	79	17
LT		34	34	14	11	7	68	25
LU		45	37	11	5	2	82	16
HU		40	37	12	9	2	77	21
MT		65	18	2	10	5	83	12
NL		36	32	24	7	1	68	31
AT		37	32	14	13	4	69	27
PL		33	44	11	7	5	77	18
PT		44	33	7	10	6	77	17
RO		32	35	18	10	5	67	28
SI		49	26	12	10	3	75	22
SK		50	34	6	6	4	84	12
FI		31	33	22	11	3	64	33
SE		30	28	27	13	2	58	40





























**Special Eurobarometer 532**  
**The Digital Decade**

QB3.3 How significantly would the following improvements facilitate your daily use of digital technologies?

		Very significant	Fairly significant	Not very significant	Not at all significant	Don't know	Total 'Significant'	Total 'Not significant'
EU27		31	41	15	8	5	72	23
BE		32	43	18	6	1	75	24
BG		42	35	8	8	7	77	16
CZ		27	43	16	10	4	70	26
DK		35	37	16	8	4	72	24
DE		25	42	18	10	5	67	28
EE		38	38	12	5	7	76	17
IE		50	36	7	4	3	86	11
EL		46	36	9	3	6	82	12
ES		44	38	9	7	2	82	16
FR		29	41	16	7	7	70	23
HR		36	43	13	5	3	79	18
IT		29	46	16	7	2	75	23
CY		54	33	3	3	7	87	6
LV		29	42	12	9	8	71	21
LT		29	39	12	12	8	68	24
LU		30	45	15	8	2	75	23
HU		31	45	12	10	2	76	22
MT		53	28	3	10	6	81	13
NL		25	41	24	9	1	66	33
AT		29	39	13	13	6	68	26
PL		27	46	14	8	5	73	22
PT		39	36	8	11	6	75	19
RO		26	38	18	12	6	64	30
SI		31	36	17	13	3	67	30
SK		40	41	8	7	4	81	15
FI		24	45	19	8	4	69	27
SE		26	34	28	10	2	60	38

**Special Eurobarometer 532**  
**The Digital Decade**





























QB3.4 How significantly would the following improvements facilitate your daily use of digital technologies?

		Very significant	Fairly significant	Not very significant	Not at all significant	Don't know	Total 'Significant'	Total 'Not significant'
EU27		34	40	13	8	5	74	21
BE		37	44	13	5	1	81	18
BG		40	34	8	9	9	74	17
CZ		30	39	15	10	6	69	25
DK		51	30	9	6	4	81	15
DE		28	40	16	10	6	68	26
EE		41	36	12	5	6	77	17
IE		55	33	5	4	3	88	9
EL		50	35	6	3	6	85	9
ES		44	39	7	7	3	83	14
FR		35	38	13	7	7	73	20
HR		35	41	15	6	3	76	21
IT		28	46	17	7	2	74	24
CY		51	36	3	2	8	87	5
LV		33	40	11	9	7	73	20
LT		30	38	13	10	9	68	23
LU		34	47	11	5	3	81	16
HU		33	40	15	9	3	73	24
MT		56	25	2	11	6	81	13
NL		45	37	13	3	2	82	16
AT		30	39	11	14	6	69	25
PL		30	42	16	7	5	72	23
PT		40	34	8	11	7	74	19
RO		24	37	18	14	7	61	32
SI		38	30	16	12	4	68	28
SK		42	38	7	7	6	80	14
FI		33	42	14	7	4	75	21
SE		44	33	16	5	2	77	21































**Special Eurobarometer 532**  
**The Digital Decade**

QB3.5 How significantly would the following improvements facilitate your daily use of digital technologies?

		Very significant	Fairly significant	Not very significant	Not at all significant	Don't know	Total 'Significant'	Total 'Not significant'
EU27		28	39	18	11	4	67	29
BE		27	42	22	8	1	69	30
BG		39	34	9	11	7	73	20
CZ		21	41	19	14	5	62	33
DK		28	31	22	14	5	59	36
DE		21	37	22	15	5	58	37
EE		33	39	16	6	6	72	22
IE		52	30	9	5	4	82	14
EL		50	34	8	4	4	84	12
ES		44	37	10	7	2	81	17
FR		25	39	17	12	7	64	29
HR		35	40	15	7	3	75	22
IT		29	47	16	6	2	76	22
CY		57	32	2	3	6	89	5
LV		32	36	15	11	6	68	26
LT		29	38	13	12	8	67	25
LU		26	46	17	7	4	72	24
HU		28	35	20	14	3	63	34
MT		47	31	6	11	5	78	17
NL		18	34	30	16	2	52	46
AT		27	35	17	17	4	62	34
PL		26	44	15	10	5	70	25
PT		37	35	10	12	6	72	22
RO		27	37	18	13	5	64	31
SI		33	33	17	14	3	66	31
SK		34	41	12	9	4	75	21
FI		21	29	30	16	4	50	46
SE		18	28	32	19	3	46	51





























**Special Eurobarometer 532**  
**The Digital Decade**

QB3.6 How significantly would the following improvements facilitate your daily use of digital technologies?

		Very significant	Fairly significant	Not very significant	Not at all significant	Don't know	Total 'Significant'	Total 'Not significant'
EU27		41	36	11	7	5	77	18
BE		47	39	8	5	1	86	13
BG		42	32	8	9	9	74	17
CZ		41	33	11	9	6	74	20
DK		62	25	6	4	3	87	10
DE		40	34	12	8	6	74	20
EE		49	32	9	5	5	81	14
IE		61	29	4	3	3	90	7
EL		56	29	6	2	7	85	8
ES		50	33	6	7	4	83	13
FR		42	36	10	6	6	78	16
HR		35	40	15	6	4	75	21
IT		34	44	14	6	2	78	20
CY		57	31	2	2	8	88	4
LV		42	32	12	8	6	74	20
LT		36	34	11	10	9	70	21
LU		48	40	7	3	2	88	10
HU		33	40	13	10	4	73	23
MT		64	19	2	10	5	83	12
NL		57	30	9	3	1	87	12
AT		39	35	11	10	5	74	21
PL		30	44	13	8	5	74	21
PT		41	35	7	11	6	76	18
RO		27	37	17	13	6	64	30
SI		41	30	13	12	4	71	25
SK		48	33	7	7	5	81	14
FI		43	35	12	6	4	78	18
SE		51	29	14	4	2	80	18

**Special Eurobarometer 532**  
**The Digital Decade**

QB3.7 How significantly would the following improvements facilitate your daily use of digital technologies?

		Very significant	Fairly significant	Not very significant	Not at all significant	Don't know	Total 'Significant'	Total 'Not significant'
EU27		20	35	23	15	7	55	38
BE		16	40	28	12	4	56	40
BG		33	32	13	12	10	65	25
CZ		13	32	28	17	10	45	45
DK		18	27	32	15	8	45	47
DE		12	32	27	22	7	44	49
EE		23	33	24	8	12	56	32
IE		43	33	9	8	7	76	17
EL		32	37	12	5	14	69	17
ES		29	34	18	12	7	63	30
FR		15	31	25	17	12	46	42
HR		28	40	19	8	5	68	27
IT		23	45	19	10	3	68	29
CY		38	38	9	3	12	76	12
LV		20	34	20	14	12	54	34
LT		24	34	14	16	12	58	30
LU		17	44	21	14	4	61	35
HU		25	40	19	13	3	65	32
MT		38	30	10	13	9	68	23
NL		11	25	36	22	6	36	58
AT		20	34	16	23	7	54	39
PL		24	41	17	12	6	65	29
PT		30	38	12	12	8	68	24
RO		22	35	20	16	7	57	36
SI		26	28	23	18	5	54	41
SK		25	32	20	16	7	57	36
FI		8	27	34	22	9	35	56
SE		9	24	40	23	4	33	63

## Special Eurobarometer 532 The Digital Decade

QB4a In your opinion, which are the two most important actions that (OUR COUNTRY) should prioritise from now until 2030? Firstly? (%)

		Improve the availability of high-speed internet to everyone and everywhere	Support more education and training in digital skills (basic and advanced for	Support the digitalisation of businesses, notably of small and medium-sized	Support the growth of innovative digital start-ups (e.g., companies bringing	Build strategic digital infrastructures in areas critical to EU economy	Protect users from disinformation and illegal content	Protect users from cyber attacks	Support green digital technologies (e.g., energy-efficient digital	Improve online access to and usability of public services	Facilitate citizen's access to their electronic health records	Improve access and usability of citizen's secure electronic identification	Other (SPONTANEOUS)	None of the above (SPONTANEOUS)	Don't know
EU27		16	8	5	4	6	13	16	6	10	6	5	0	1	4
BE		13	7	4	4	6	13	20	8	8	6	6	1	2	2
BG		18	8	5	4	3	15	12	4	10	8	4	0	1	8
CZ		21	7	2	2	6	14	18	3	10	5	3	0	2	7
DK		9	6	2	2	6	15	25	12	5	4	10	0	1	3
DE		24	6	4	3	5	9	17	6	10	7	4	0	2	3
EE		23	9	2	5	5	10	19	4	6	3	6	1	1	6
IE		24	10	4	5	5	10	22	6	6	4	2	0	0	2
EL		17	15	3	4	2	17	7	5	11	6	7	0	1	5
ES		17	11	7	4	3	14	11	6	12	6	4	0	1	4
FR		15	7	3	4	4	16	19	5	11	5	4	1	1	5
HR		19	8	4	8	6	11	7	8	14	8	4	0	1	2
IT		15	10	6	4	5	10	17	5	10	6	7	0	2	3
CY		7	18	4	3	3	17	13	4	10	9	5	0	1	6
LV		16	9	8	4	4	14	14	4	7	8	6	0	1	5
LT		13	7	4	2	6	14	17	4	8	9	6	0	2	8
LU		9	10	4	6	3	15	29	6	6	7	2	0	1	2
HU		21	10	5	3	5	10	13	8	8	8	5	0	0	4
MT		13	14	4	4	4	11	14	7	9	5	4	0	0	11
NL		8	8	2	2	14	21	22	9	7	3	4	0	0	0
AT		13	8	6	5	6	11	18	6	6	6	3	1	5	6
PL		13	8	5	4	9	12	11	7	10	8	6	0	1	6
PT		17	10	6	3	4	10	14	3	6	7	7	0	1	12
RO		11	10	4	4	8	14	9	8	12	7	5	1	1	6
SI		15	9	6	5	4	15	14	7	8	6	4	0	2	5
SK		17	8	4	5	5	16	14	6	11	6	3	0	1	4
FI		10	12	2	4	6	12	16	8	11	7	8	0	0	4
SE		9	7	2	1	8	21	18	14	7	1	10	0	1	1

## Special Eurobarometer 532 The Digital Decade

QB4b And the second most important?  
(%)

		Improve the availability of high-speed internet to everyone and everywhere	Support more education and training in digital skills (basic and advanced for	Support the digitalisation of businesses, notably of small and medium-sized	Support the growth of innovative digital start-ups (e.g., companies bringing	Build strategic digital infrastructures in areas critical to EU economy	Protect users from disinformation and illegal content	Protect users from cyber attacks	Support green digital technologies (e.g., energy-efficient digital	Improve online access to and usability of public services	Facilitate citizen's access to their electronic health records	Improve access and usability of citizen's secure electronic identification	Other (SPONTANEOUS)	None of the above (SPONTANEOUS)	Don't know
EU27		12	9	6	5	6	14	15	7	11	7	6	0	1	1
BE		10	7	5	6	6	15	16	8	10	9	7	1	0	0
BG		13	9	6	7	4	13	11	5	14	10	6	0	0	2
CZ		12	7	3	3	6	16	19	4	13	8	7	0	1	1
DK		8	5	3	3	9	17	19	8	11	4	11	0	1	1
DE		12	9	6	3	5	13	18	8	11	6	6	1	1	1
EE		13	8	4	5	6	15	20	5	9	5	7	0	1	2
IE		14	15	4	6	6	14	18	4	7	6	5	0	0	1
EL		14	12	2	6	4	19	8	5	11	9	9	0	0	1
ES		11	10	7	7	4	16	15	4	11	6	7	0	0	2
FR		12	8	4	7	6	16	17	6	12	6	3	1	1	1
HR		13	9	5	7	7	14	8	6	11	10	9	0	0	1
IT		13	10	5	6	6	11	15	6	11	8	8	0	1	0
CY		12	16	5	4	3	14	12	8	11	7	6	0	1	1
LV		13	8	8	5	5	14	14	4	10	10	7	0	1	1
LT		11	6	3	5	6	14	16	6	11	10	7	1	2	2
LU		8	9	4	6	2	16	18	8	8	10	7	1	2	1
HU		14	11	8	3	7	14	10	7	10	10	5	0	0	1
MT		11	14	5	8	5	11	14	2	12	9	8	0	0	1
NL		10	8	2	3	10	21	15	9	11	6	5	0	0	0
AT		11	9	8	5	7	10	16	9	9	8	6	1	0	1
PL		11	10	6	4	10	11	10	9	10	11	7	0	0	1
PT		13	10	10	4	6	9	17	5	10	6	8	0	0	2
RO		9	12	6	5	8	12	11	8	10	10	6	1	0	2
SI		12	7	7	4	5	17	16	5	10	10	4	0	1	2
SK		15	9	4	5	6	14	18	6	9	7	4	1	0	2
FI		9	10	4	4	7	13	18	6	13	6	8	0	0	2
SE		8	7	2	3	7	20	21	9	8	3	11	0	0	1





























## Special Eurobarometer 532 The Digital Decade

QB4T In your opinion, which are the two most important actions that [OUR COUNTRY] should prioritise from now until 2030? Firstly? And the second most important?

		Improve the availability of high-speed internet to everyone and everywhere	Support more education and training in digital skills (basic and advanced for	Support the digitalisation of businesses, notably of small and medium-sized	Support the growth of innovative digital start-ups (e.g., companies bringing	Build strategic digital infrastructures in areas critical to EU economy	Protect users from disinformation and illegal content	Protect users from cyber attacks	Support green digital technologies (e.g., energy-efficient digital	Improve online access to and usability of public services	Facilitate citizen's access to their electronic health records	Improve access and usability of citizen's secure electronic identification	Other (SPONTANEOUS)	None of the above (SPONTANEOUS)	Don't know
EU27		27	17	10	8	11	26	30	13	20	13	11	0	2	4
BE		23	14	9	9	11	28	35	16	18	14	13	1	2	2
BG		29	16	10	11	7	26	23	9	23	17	10	0	1	8
CZ		32	14	5	4	12	28	36	6	22	12	10	0	2	7
DK		17	10	5	4	15	31	43	20	16	9	21	1	1	3
DE		36	14	10	6	10	21	34	13	21	12	10	1	3	3
EE		35	17	6	9	10	24	38	9	15	8	12	1	2	5
IE		37	24	9	11	10	24	39	10	13	9	7	0	0	2
EL		30	27	5	9	6	34	14	10	21	15	15	0	1	5
ES		28	20	13	11	7	29	26	10	22	11	11	0	1	4
FR		26	14	7	10	10	31	35	10	22	10	6	1	3	5
HR		32	17	9	14	13	24	15	14	24	18	13	0	1	2
IT		27	19	11	10	10	20	31	11	21	14	15	0	2	3
CY		18	33	9	6	5	30	24	11	20	16	11	0	2	6
LV		28	17	16	8	8	27	27	7	16	18	13	0	1	5
LT		23	13	7	7	11	27	32	8	18	19	12	1	3	8
LU		17	18	9	11	5	31	47	13	14	17	9	1	3	2
HU		35	20	13	5	12	24	22	15	18	17	10	0	0	4
MT		22	27	9	11	8	22	26	9	20	13	11	0	0	11
NL		17	15	4	5	24	41	37	18	17	9	9	0	1	0
AT		23	16	14	10	11	20	32	15	15	13	8	2	5	6
PL		24	18	10	8	18	22	20	16	19	19	13	0	1	6
PT		28	19	15	6	9	17	29	8	14	12	15	0	1	12
RO		20	21	10	8	16	25	19	16	21	16	11	1	2	5
SI		27	15	12	9	9	31	29	11	18	15	7	0	3	5
SK		31	16	8	11	12	29	31	12	20	13	6	1	1	4
FI		18	22	6	7	13	25	33	14	24	13	16	0	0	4
SE		17	14	4	4	15	41	39	23	14	4	21	0	1	1





























**Special Eurobarometer 532**  
**The Digital Decade**

QB5.1 In your opinion, how important is cooperation between EU Member States for each of the actions below?

		Very important	Fairly important	Not very important	Not at all important	Don't know	Total 'important'	Total 'Not important'
EU27		34	46	10	2	8	80	12
BE		30	51	14	2	3	81	16
BG		43	38	5	2	12	81	7
CZ		29	46	10	6	9	75	16
DK		34	43	11	3	9	77	14
DE		30	48	11	2	9	78	13
EE		29	43	7	3	18	72	10
IE		59	34	1	1	5	93	2
EL		51	36	5	1	7	87	6
ES		47	42	3	1	7	89	4
FR		25	47	11	3	14	72	14
HR		32	50	11	2	5	82	13
IT		37	48	11	1	3	85	12
CY		46	40	3	1	10	86	4
LV		24	48	10	4	14	72	14
LT		40	38	4	2	16	78	6
LU		31	51	7	6	5	82	13
HU		41	44	8	2	5	85	10
MT		56	35	3	1	5	91	4
NL		38	45	12	2	3	83	14
AT		27	40	15	5	13	67	20
PL		34	48	10	2	6	82	12
PT		41	44	2	1	12	85	3
RO		31	39	19	4	7	70	23
SI		44	34	11	3	8	78	14
SK		39	44	6	3	8	83	9
FI		33	50	8	1	8	83	9
SE		28	52	11	2	7	80	13

**Special Eurobarometer 532**  
**The Digital Decade**





























QB5.2 In your opinion, how important is cooperation between EU Member States for each of the actions below?

		Very important	Fairly important	Not very important	Not at all important	Don't know	Total 'Important'	Total 'Not important'
EU27		43	42	8	2	5	85	10
BE		41	45	10	2	2	86	12
BG		52	35	3	2	8	87	5
CZ		43	38	8	6	5	81	14
DK		46	36	9	4	5	82	13
DE		40	45	8	2	5	85	10
EE		36	43	9	2	10	79	11
IE		64	31	2	0	3	95	2
EL		60	30	6	1	3	90	7
ES		57	36	2	0	5	93	2
FR		36	44	7	3	10	80	10
HR		40	45	10	1	4	85	11
IT		42	46	8	2	2	88	10
CY		50	38	3	1	8	88	4
LV		35	47	8	2	8	82	10
LT		45	37	2	2	14	82	4
LU		49	44	4	2	1	93	6
HU		50	39	6	1	4	89	7
MT		70	24	1	1	4	94	2
NL		56	34	7	2	1	90	9
AT		38	42	8	3	9	80	11
PL		36	49	9	1	5	85	10
PT		45	43	1	1	10	88	2
RO		30	43	17	4	6	73	21
SI		50	34	7	3	6	84	10
SK		50	39	4	3	4	89	7
FI		44	41	9	1	5	85	10
SE		47	38	9	3	3	85	12































**Special Eurobarometer 532**  
**The Digital Decade**

QB5.3 In your opinion, how important is cooperation between EU Member States for each of the actions below?

		Very important	Fairly important	Not very important	Not at all important	Don't know	Total 'important'	Total 'Not important'
EU27		36	46	9	2	7	82	11
BE		33	52	10	3	2	85	13
BG		40	42	6	2	10	82	8
CZ		32	45	10	6	7	77	16
DK		38	42	10	3	7	80	13
DE		33	47	10	3	7	80	13
EE		33	42	8	3	14	75	11
IE		58	36	1	1	4	94	2
EL		51	36	6	1	6	87	7
ES		49	40	3	1	7	89	4
FR		30	46	9	3	12	76	12
HR		33	48	11	2	6	81	13
IT		36	50	10	2	2	86	12
CY		44	41	4	1	10	85	5
LV		28	50	8	3	11	78	11
LT		40	39	4	2	15	79	6
LU		38	52	6	2	2	90	8
HU		45	41	9	1	4	86	10
MT		54	38	2	1	5	92	3
NL		36	45	14	3	2	81	17
AT		33	43	9	5	10	76	14
PL		34	50	9	2	5	84	11
PT		42	45	1	1	11	87	2
RO		28	42	18	5	7	70	23
SI		43	36	10	4	7	79	14
SK		42	43	6	3	6	85	9
FI		34	48	8	2	8	82	10
SE		36	44	14	3	3	80	17





























**Special Eurobarometer 532**  
**The Digital Decade**

QB5.4 In your opinion, how important is cooperation between EU Member States for each of the actions below?

		Very important	Fairly important	Not very important	Not at all important	Don't know	Total 'important'	Total 'Not important'
EU27		46	40	6	2	6	86	8
BE		43	45	8	1	3	88	9
BG		49	35	4	2	10	84	6
CZ		47	33	8	6	6	80	14
DK		62	27	4	2	5	89	6
DE		46	40	6	2	6	86	8
EE		39	42	6	2	11	81	8
IE		61	34	1	0	4	95	1
EL		60	31	4	1	4	91	5
ES		55	37	2	1	5	92	3
FR		40	41	6	2	11	81	8
HR		35	49	9	3	4	84	12
IT		41	49	6	2	2	90	8
CY		52	35	4	1	8	87	5
LV		33	49	7	2	9	82	9
LT		40	39	4	1	16	79	5
LU		52	42	3	2	1	94	5
HU		52	37	7	1	3	89	8
MT		63	31	1	1	4	94	2
NL		65	28	5	1	1	93	6
AT		46	37	6	3	8	83	9
PL		34	51	9	1	5	85	10
PT		45	43	1	1	10	88	2
RO		30	43	17	4	6	73	21
SI		52	33	7	2	6	85	9
SK		49	39	4	3	5	88	7
FI		63	28	3	1	5	91	4
SE		76	20	2	1	1	96	3





























**Special Eurobarometer 532**  
**The Digital Decade**

QB6 Before this interview, were you aware that these rights that apply offline should also be respected online?

		Yes		No		Don't know	
		Feb/mar 2023	Diff. Feb/mar 2023 - Sept/Oct 2021	Feb/mar 2023	Diff. Feb/mar 2023 - Sept/Oct 2021	Feb/mar 2023	Diff. Feb/mar 2023 - Sept/Oct 2021
EU27		57	-3	41	2	2	1
BE		73	0	27	0	0	0
BG		34	0	63	-1	3	1
CZ		59	-13	36	9	5	4
DK		82	0	17	0	1	0
DE		60	-6	38	5	2	1
EE		70	-5	24	4	6	1
IE		59	-7	39	6	2	1
EL		48	-9	51	10	1	-1
ES		63	5	36	-4	1	-1
FR		60	-7	35	4	5	3
HR		60	1	39	-1	1	0
IT		40	1	60	-1	0	0
CY		60	-11	38	10	2	1
LV		66	-4	31	3	3	1
LT		77	2	19	-2	4	0
LU		84	4	16	-3	0	-1
HU		47	-6	52	6	1	0
MT		62	-8	33	8	5	0
NL		83	-2	17	2	0	0
AT		48	-3	50	3	2	0
PL		59	3	41	-2	0	-1
PT		57	-4	40	6	3	-2
RO		39	2	58	0	3	-2
SI		83	1	16	0	1	-1
SK		46	-8	53	9	1	-1
FI		80	-6	18	4	2	2
SE		80	-4	19	4	1	0





























## Special Eurobarometer 532 The Digital Decade

QB7 How well do you think that the EU protects your rights in the digital environment?  
(%)

		Very well		Fairly well		Not very well		Not at all well		I don't use the internet (SPONTANEOUS)		Don't know		Total 'Well'		Total 'Not well'	
		Feb/mar 2023	Diff. Feb/mar 2023 - Sept/Oct 2021	Feb/mar 2023	Diff. Feb/mar 2023 - Sept/Oct 2021	Feb/mar 2023	Diff. Feb/mar 2023 - Sept/Oct 2021	Feb/mar 2023	Diff. Feb/mar 2023 - Sept/Oct 2021	Feb/mar 2023	Diff. Feb/mar 2023 - Sept/Oct 2021	Feb/mar 2023	Diff. Feb/mar 2023 - Sept/Oct 2021	Feb/mar 2023	Diff. Feb/mar 2023 - Sept/Oct 2021	Feb/mar 2023	Diff. Feb/mar 2023 - Sept/Oct 2021
		EU27		5	-1	45	3	30	1	6	-2	3	-1	11	0	50	2
BE		3	-2	53	1	33	-2	4	-1	2	1	5	3	56	-1	37	-3
BG		6	-1	36	3	27	2	5	-3	5	-2	21	1	42	2	32	-1
CZ		5	-2	39	-7	33	-3	9	1	3	2	11	9	44	-9	42	-2
DK		11	-1	53	0	19	-1	2	-2	1	0	14	4	64	-1	21	-3
DE		3	0	44	4	33	0	4	-4	3	1	13	-1	47	4	37	-4
EE		4	-2	44	2	21	-4	7	0	5	0	19	4	48	0	28	-4
IE		15	0	54	-4	14	-7	3	0	2	1	12	10	69	-4	17	-7
EL		3	-1	29	-6	41	6	10	-2	8	-1	9	4	32	-7	51	4
ES		4	-3	38	5	33	3	9	2	3	-2	13	-5	42	2	42	5
FR		3	-1	36	2	31	1	9	-2	3	-2	18	2	39	1	40	-1
HR		7	-2	51	4	29	-2	4	-2	3	0	6	2	58	2	33	-4
IT		6	-1	49	7	30	-2	7	-3	2	0	6	-1	55	6	37	-5
CY		9	1	44	2	29	-5	6	1	4	-2	8	3	53	3	35	-4
LV		6	2	52	6	25	-3	4	0	3	-1	10	-4	58	8	29	-3
LT		5	-4	57	6	17	-2	2	0	10	0	9	0	62	2	19	-2
LU		12	0	52	-6	22	2	7	2	1	0	6	2	64	-6	29	4
HU		6	0	53	-6	20	0	3	-1	5	2	13	5	59	-6	23	-1
MT		9	-2	56	-6	11	-1	2	0	10	6	12	3	65	-8	13	-1
NL		5	1	52	2	28	-3	3	-1	0	0	12	1	57	3	31	-4
AT		7	-2	40	3	26	2	8	-3	6	2	13	-2	47	1	34	-1
PL		8	-3	56	2	21	2	4	0	5	0	6	-1	64	-1	25	2
PT		3	-1	46	-1	28	10	4	1	9	-4	10	-5	49	-2	32	11
RO		3	-3	45	6	33	4	7	-3	6	-2	6	-2	48	3	40	1
SI		4	-2	47	-3	30	3	7	2	3	-2	9	2	51	-5	37	5
SK		3	-5	39	-8	32	6	12	4	3	-2	11	5	42	-13	44	10
FI		6	3	61	5	17	-19	2	-2	2	2	12	11	67	8	19	-21
SE		7	1	49	-2	23	2	4	-1	1	0	16	0	56	-1	27	1





























**Special Eurobarometer 532**  
**The Digital Decade**

QB8.1 How well do you think digital rights and principles are applied in (OUR COUNTRY) for...?

		Very well	Fairly well	Not very well	Not well at all	Don't know	Total 'Well'	Total 'Not well'
EU27		14	39	26	9	12	53	35
BE		17	46	24	7	6	63	31
BG		21	44	14	4	17	65	18
CZ		9	35	32	12	12	44	44
DK		20	38	20	4	18	58	24
DE		6	31	36	15	12	37	51
EE		16	33	28	8	15	49	36
IE		20	48	15	7	10	68	22
EL		8	27	32	23	10	35	55
ES		16	43	25	7	9	59	32
FR		12	39	23	7	19	51	30
HR		15	42	31	6	6	57	37
IT		24	43	22	6	5	67	28
CY		18	39	27	4	12	57	31
LV		12	44	27	4	13	56	31
LT		19	48	14	2	17	67	16
LU		27	52	11	2	8	79	13
HU		18	42	26	5	9	60	31
MT		21	47	17	4	11	68	21
NL		11	44	26	4	15	55	30
AT		17	35	22	10	16	52	32
PL		18	47	19	6	10	65	25
PT		10	28	36	6	20	38	42
RO		18	39	25	8	10	57	33
SI		13	37	28	9	13	50	37
SK		13	33	28	14	12	46	42
FI		18	48	19	3	12	66	22
SE		10	38	25	6	21	48	31





























**Special Eurobarometer 532**  
**The Digital Decade**

QB8.2 How well do you think digital rights and principles are applied in (OUR COUNTRY) for...?

		Very well	Fairly well	Not very well	Not well at all	Don't know	Total 'Well'	Total 'Not well'
EU27		13	43	24	6	14	56	30
BE		16	49	22	6	7	65	28
BG		19	43	16	3	19	62	19
CZ		9	42	25	8	16	51	33
DK		22	42	16	5	15	64	21
DE		6	39	32	7	16	45	39
EE		13	42	22	5	18	55	27
IE		21	53	12	3	11	74	15
EL		7	32	33	14	14	39	47
ES		14	47	23	7	9	61	30
FR		12	42	20	5	21	54	25
HR		16	43	30	5	6	59	35
IT		18	47	24	5	6	65	29
CY		18	37	26	5	14	55	31
LV		12	45	23	4	16	57	27
LT		16	50	13	2	19	66	15
LU		19	56	11	2	12	75	13
HU		20	44	23	3	10	64	26
MT		31	49	9	0	11	80	9
NL		10	43	28	6	13	53	34
AT		17	41	18	7	17	58	25
PL		18	48	19	4	11	66	23
PT		10	37	28	4	21	47	32
RO		16	38	26	9	11	54	35
SI		11	38	30	9	12	49	39
SK		11	35	27	12	15	46	39
FI		16	54	16	4	10	70	20
SE		15	45	21	3	16	60	24





























**Special Eurobarometer 532**  
**The Digital Decade**

QB8.3 How well do you think digital rights and principles are applied in (OUR COUNTRY) for...?

		Very well	Fairly well	Not very well	Not well at all	Don't know	Total 'Well'	Total 'Not well'
EU27		12	39	26	7	16	51	33
BE		14	47	23	8	8	61	31
BG		13	33	22	7	25	46	29
CZ		7	39	27	7	20	46	34
DK		17	41	19	6	17	58	25
DE		5	38	27	8	22	43	35
EE		11	37	19	8	25	48	27
IE		20	50	14	1	15	70	15
EL		6	28	35	14	17	34	49
ES		14	37	27	9	13	51	36
FR		8	32	29	8	23	40	37
HR		13	42	32	5	8	55	37
IT		19	45	23	6	7	64	29
CY		20	36	25	5	14	56	30
LV		8	42	25	5	20	50	30
LT		10	48	14	3	25	58	17
LU		18	50	17	1	14	68	18
HU		16	42	26	4	12	58	30
MT		20	44	18	3	15	64	21
NL		8	45	29	7	11	53	36
AT		14	37	20	8	21	51	28
PL		18	45	18	5	14	63	23
PT		9	38	27	4	22	47	31
RO		14	39	27	8	12	53	35
SI		8	36	32	10	14	44	42
SK		10	33	25	13	19	43	38
FI		10	49	20	3	18	59	23
SE		9	45	26	4	16	54	30

**Special Eurobarometer 532**  
**The Digital Decade**





























QB8.4 How well do you think digital rights and principles are applied in (OUR COUNTRY) for...?

		Very well	Fairly well	Not very well	Not well at all	Don't know	Total 'Well'	Total 'Not well'
EU27		13	41	25	7	14	54	32
BE		16	49	22	6	7	65	28
BG		13	33	24	6	24	46	30
CZ		7	33	32	10	18	40	42
DK		24	43	13	2	18	67	15
DE		7	36	35	8	14	43	43
EE		16	46	13	4	21	62	17
IE		20	51	14	2	13	71	16
EL		8	36	27	17	12	44	44
ES		13	39	28	7	13	52	35
FR		11	42	21	7	19	53	28
HR		15	44	29	5	7	59	34
IT		21	46	23	4	6	67	27
CY		17	45	19	5	14	62	24
LV		9	45	24	4	18	54	28
LT		13	46	16	3	22	59	19
LU		26	53	11	1	9	79	12
HU		20	40	25	4	11	60	29
MT		21	53	9	1	16	74	10
NL		13	44	26	5	12	57	31
AT		19	35	21	7	18	54	28
PL		18	51	16	5	10	69	21
PT		8	37	30	3	22	45	33
RO		14	35	30	9	12	49	39
SI		11	40	25	10	14	51	35
SK		11	35	27	13	14	46	40
FI		18	52	15	4	11	70	19
SE		13	39	19	3	26	52	22































**Special Eurobarometer 532**  
**The Digital Decade**

QB8.5 How well do you think digital rights and principles are applied in (OUR COUNTRY) for...?

		Very well	Fairly well	Not very well	Not well at all	Don't know	Total 'Well'	Total 'Not well'
EU27		11	38	23	7	21	49	30
BE		12	45	25	6	12	57	31
BG		13	32	16	4	35	45	20
CZ		6	33	25	9	27	39	34
DK		15	35	21	6	23	50	27
DE		4	32	28	8	28	36	36
EE		11	36	16	5	32	47	21
IE		19	49	13	2	17	68	15
EL		7	28	28	14	23	35	42
ES		12	39	21	6	22	51	27
FR		9	35	18	7	31	44	25
HR		15	43	29	4	9	58	33
IT		17	48	21	6	8	65	27
CY		16	35	25	6	18	51	31
LV		6	37	23	4	30	43	27
LT		9	41	13	5	32	50	18
LU		14	45	15	5	21	59	20
HU		16	39	26	5	14	55	31
MT		17	45	11	2	25	62	13
NL		7	34	32	11	16	41	43
AT		12	34	18	10	26	46	28
PL		19	44	18	5	14	63	23
PT		6	36	23	3	32	42	26
RO		13	35	28	9	15	48	37
SI		9	35	27	9	20	44	36
SK		9	33	21	13	24	42	34
FI		8	38	24	6	24	46	30
SE		7	35	26	5	27	42	31





























**Special Eurobarometer 532**  
**The Digital Decade**

QB8.6 How well do you think digital rights and principles are applied in (OUR COUNTRY) for...?

		Very well	Fairly well	Not very well	Not well at all	Don't know	Total 'Well'	Total 'Not well'
EU27		12	40	25	7	16	52	32
BE		14	48	24	6	8	62	30
BG		14	35	21	4	26	49	25
CZ		7	36	30	8	19	43	38
DK		16	39	20	6	19	55	26
DE		5	36	31	8	20	41	39
EE		11	40	21	6	22	51	27
IE		17	48	14	3	18	65	17
EL		6	29	33	15	17	35	48
ES		12	41	24	7	16	53	31
FR		10	38	24	8	20	48	32
HR		13	41	33	4	9	54	37
IT		19	49	20	6	6	68	26
CY		14	40	25	5	16	54	30
LV		7	42	24	4	23	49	28
LT		11	42	19	3	25	53	22
LU		20	53	13	3	11	73	16
HU		16	42	24	5	13	58	29
MT		16	50	11	1	22	66	12
NL		7	36	34	9	14	43	43
AT		13	38	20	10	19	51	30
PL		17	46	19	4	14	63	23
PT		6	39	26	3	26	45	29
RO		14	36	27	11	12	50	38
SI		9	37	27	10	17	46	37
SK		10	36	24	12	18	46	36
FI		11	48	19	4	18	59	23
SE		11	37	32	5	15	48	37





























**Special Eurobarometer 532**  
**The Digital Decade**

QB8.7 How well do you think digital rights and principles are applied in (OUR COUNTRY) for...?

		Very well	Fairly well	Not very well	Not well at all	Don't know	Total 'Well'	Total 'Not well'
EU27		13	47	21	6	13	60	27
BE		14	54	21	5	6	68	26
BG		25	40	13	3	19	65	16
CZ		9	48	20	6	17	57	26
DK		21	44	15	4	16	65	19
DE		7	47	25	5	16	54	30
EE		16	47	15	4	18	63	19
IE		20	53	11	2	14	73	13
EL		10	37	26	13	14	47	39
ES		16	48	18	6	12	64	24
FR		11	42	23	6	18	53	29
HR		18	50	21	4	7	68	25
IT		20	49	21	4	6	69	25
CY		16	50	17	3	14	66	20
LV		10	47	21	4	18	57	25
LT		14	50	11	2	23	64	13
LU		18	56	12	4	10	74	16
HU		19	42	23	5	11	61	28
MT		25	51	6	1	17	76	7
NL		12	51	21	7	9	63	28
AT		18	40	18	8	16	58	26
PL		17	52	17	4	10	69	21
PT		9	44	22	3	22	53	25
RO		15	41	24	9	11	56	33
SI		14	39	25	8	14	53	33
SK		11	41	21	13	14	52	34
FI		13	53	13	3	18	66	16
SE		13	52	18	3	14	65	21





























**Special Eurobarometer 532**  
**The Digital Decade**

QB8.8 How well do you think digital rights and principles are applied in (OUR COUNTRY) for...?

		Very well	Fairly well	Not very well	Not well at all	Don't know	Total 'Well'	Total 'Not well'
EU27		15	45	18	5	17	60	23
BE		15	55	17	3	10	70	20
BG		18	38	15	3	26	56	18
CZ		10	43	21	6	20	53	27
DK		30	43	8	2	17	73	10
DE		8	44	22	5	21	52	27
EE		13	42	14	4	27	55	18
IE		19	50	11	1	19	69	12
EL		8	36	24	9	23	44	33
ES		16	46	16	5	17	62	21
FR		11	45	16	4	24	56	20
HR		16	49	24	3	8	65	27
IT		21	49	19	3	8	70	22
CY		15	47	17	4	17	62	21
LV		10	45	20	3	22	55	23
LT		22	47	8	1	22	69	9
LU		19	56	6	2	17	75	8
HU		18	38	24	5	15	56	29
MT		17	49	8	2	24	66	10
NL		20	52	12	3	13	72	15
AT		17	35	16	8	24	52	24
PL		18	46	19	5	12	64	24
PT		10	44	18	3	25	54	21
RO		16	36	28	8	12	52	36
SI		12	45	21	7	15	57	28
SK		11	40	21	11	17	51	32
FI		30	46	7	1	16	76	8
SE		21	54	9	1	15	75	10





























**Special Eurobarometer 532**  
**The Digital Decade**

QB8.9 How well do you think digital rights and principles are applied in (OUR COUNTRY) for...?

		Very well	Fairly well	Not very well	Not well at all	Don't know	Total 'Well'	Total 'Not well'
EU27		13	42	25	7	13	55	32
BE		14	47	25	6	8	61	31
BG		13	32	24	6	25	45	30
CZ		7	42	26	6	19	49	32
DK		24	38	18	4	16	62	22
DE		7	44	26	6	17	51	32
EE		12	43	18	5	22	55	23
IE		18	52	14	2	14	70	16
EL		6	31	30	17	16	37	47
ES		15	39	25	8	13	54	33
FR		10	34	28	12	16	44	40
HR		16	44	28	3	9	60	31
IT		19	48	21	6	6	67	27
CY		14	46	21	5	14	60	26
LV		9	44	24	3	20	53	27
LT		12	46	15	3	24	58	18
LU		20	51	14	7	8	71	21
HU		18	42	24	5	11	60	29
MT		19	52	12	1	16	71	13
NL		10	53	24	3	10	63	27
AT		18	39	20	7	16	57	27
PL		18	47	20	4	11	65	24
PT		8	37	28	4	23	45	32
RO		15	36	28	9	12	51	37
SI		10	40	28	8	14	50	36
SK		12	36	26	12	14	48	38
FI		23	53	13	2	9	76	15
SE		13	45	28	4	10	58	32





























**Special Eurobarometer 532**  
**The Digital Decade**

QB8.10 How well do you think digital rights and principles are applied in (OUR COUNTRY) for...?

		Very well	Fairly well	Not very well	Not well at all	Don't know	Total 'Well'	Total 'Not well'
EU27		12	39	27	9	13	51	36
BE		13	45	26	9	7	58	35
BG		12	34	24	5	25	46	29
CZ		8	38	31	7	16	46	38
DK		22	36	23	6	13	58	29
DE		6	35	33	12	14	41	45
EE		12	39	22	7	20	51	29
IE		18	49	16	3	14	67	19
EL		7	25	31	23	14	32	54
ES		14	39	24	9	14	53	33
FR		9	31	32	12	16	40	44
HR		14	44	30	5	7	58	35
IT		19	45	24	6	6	64	30
CY		15	38	27	6	14	53	33
LV		9	44	24	4	19	53	28
LT		11	41	21	4	23	52	25
LU		17	53	15	6	9	70	21
HU		17	41	24	6	12	58	30
MT		17	52	14	2	15	69	16
NL		11	45	30	6	8	56	36
AT		14	36	22	12	16	50	34
PL		20	44	20	5	11	64	25
PT		7	37	28	5	23	44	33
RO		12	37	28	10	13	49	38
SI		8	36	31	10	15	44	41
SK		11	35	29	13	12	46	42
FI		18	54	17	3	8	72	20
SE		11	43	30	7	9	54	37





























**Special Eurobarometer 532**  
**The Digital Decade**

QB8.11 How well do you think digital rights and principles are applied in (OUR COUNTRY) for...?

		Very well	Fairly well	Not very well	Not well at all	Don't know	Total 'Well'	Total 'Not well'
EU27		13	36	28	11	12	49	39
BE		14	41	29	10	6	55	39
BG		13	34	22	8	23	47	30
CZ		7	36	32	10	15	43	42
DK		22	26	27	14	11	48	41
DE		6	35	32	14	13	41	46
EE		11	34	27	8	20	45	35
IE		20	41	19	5	15	61	24
EL		6	25	33	19	17	31	52
ES		15	34	26	10	15	49	36
FR		10	32	29	13	16	42	42
HR		15	41	31	7	6	56	38
IT		18	44	25	8	5	62	33
CY		14	35	30	5	16	49	35
LV		10	43	24	6	17	53	30
LT		13	44	17	5	21	57	22
LU		17	53	17	5	8	70	22
HU		18	41	23	6	12	59	29
MT		20	43	17	3	17	63	20
NL		11	32	36	15	6	43	51
AT		15	33	24	13	15	48	37
PL		19	44	21	5	11	63	26
PT		8	33	31	6	22	41	37
RO		14	36	28	8	14	50	36
SI		8	32	31	13	16	40	44
SK		12	35	28	12	13	47	40
FI		15	49	23	4	9	64	27
SE		12	25	42	13	8	37	55

**Special Eurobarometer 532**  
**The Digital Decade**



























QB8.12 How well do you think digital rights and principles are applied in (OUR COUNTRY) for...?

		Very well	Fairly well	Not very well	Not well at all	Don't know	Total 'Well'	Total 'Not well'
EU27		9	31	26	10	24	40	36
BE		10	34	28	13	15	44	41
BG		11	26	17	7	39	37	24
CZ		7	24	30	13	26	31	43
DK		17	23	27	10	23	40	37
DE		4	24	32	14	26	28	46
EE		10	28	20	8	34	38	28
IE		19	38	16	5	22	57	21
EL		6	24	28	13	29	30	41
ES		12	31	22	11	24	43	33
FR		6	23	24	10	37	29	34
HR		15	36	32	7	10	51	39
IT		14	46	23	7	10	60	30
CY		12	29	27	8	24	41	35
LV		7	34	24	7	28	41	31
LT		8	32	17	9	34	40	26
LU		15	36	16	10	23	51	26
HU		16	36	23	6	19	52	29
MT		14	33	17	4	32	47	21
NL		8	21	32	18	21	29	50
AT		13	29	20	12	26	42	32
PL		16	43	21	5	15	59	26
PT		5	29	27	6	33	34	33
RO		11	34	27	10	18	45	37
SI		7	24	31	16	22	31	47
SK		10	29	22	12	27	39	34
FI		7	24	28	14	27	31	42
SE		8	21	31	15	25	29	46































**Special Eurobarometer 532**  
**The Digital Decade**

QB8.13 How well do you think digital rights and principles are applied in (OUR COUNTRY) for...?

		Very well	Fairly well	Not very well	Not well at all	Don't know	Total 'Well'	Total 'Not well'
EU27		13	32	30	13	12	45	43
BE		14	39	30	11	6	53	41
BG		11	29	28	12	20	40	40
CZ		7	24	36	18	15	31	54
DK		19	27	32	10	12	46	42
DE		6	28	35	17	14	34	52
EE		9	30	31	14	16	39	45
IE		21	39	17	11	12	60	28
EL		6	23	35	25	11	29	60
ES		14	33	26	14	13	47	40
FR		11	25	30	19	15	36	49
HR		16	35	35	8	6	51	43
IT		22	44	23	6	5	66	29
CY		20	29	29	10	12	49	39
LV		10	39	28	7	16	49	35
LT		10	34	27	9	20	44	36
LU		18	41	18	12	11	59	30
HU		18	41	25	6	10	59	31
MT		16	37	24	6	17	53	30
NL		8	30	39	14	9	38	53
AT		12	32	24	16	16	44	40
PL		19	42	23	6	10	61	29
PT		10	29	35	5	21	39	40
RO		16	32	29	12	11	48	41
SI		9	28	32	19	12	37	51
SK		13	25	28	21	13	38	49
FI		11	33	36	11	9	44	47
SE		7	21	43	20	9	28	63





























**Special Eurobarometer 532**  
**The Digital Decade**

QB8.14 How well do you think digital rights and principles are applied in (OUR COUNTRY) for...?

		Very well	Fairly well	Not very well	Not well at all	Don't know	Total 'Well'	Total 'Not well'
EU27		11	37	26	8	18	48	34
BE		13	44	25	8	10	57	33
BG		11	33	21	5	30	44	26
CZ		5	32	30	8	25	37	38
DK		14	33	25	6	22	47	31
DE		4	34	31	11	20	38	42
EE		9	33	21	6	31	42	27
IE		19	46	15	3	17	65	18
EL		5	29	30	12	24	34	42
ES		12	38	23	6	21	50	29
FR		9	31	29	9	22	40	38
HR		13	43	31	5	8	56	36
IT		17	47	23	6	7	64	29
CY		15	40	24	6	15	55	30
LV		7	41	23	4	25	48	27
LT		12	43	14	3	28	55	17
LU		15	47	18	6	14	62	24
HU		15	42	25	5	13	57	30
MT		14	42	17	7	20	56	24
NL		6	32	36	13	13	38	49
AT		13	35	19	9	24	48	28
PL		17	48	18	4	13	65	22
PT		7	35	24	3	31	42	27
RO		13	37	27	9	14	50	36
SI		9	32	29	14	16	41	43
SK		10	33	25	12	20	43	37
FI		6	35	32	6	21	41	38
SE		6	30	38	8	18	36	46

**Special Eurobarometer 532**  
**The Digital Decade**

QB8.15 How well do you think digital rights and principles are applied in (OUR COUNTRY) for...?

		Very well	Fairly well	Not very well	Not well at all	Don't know	Total 'Well'	Total 'Not well'
EU27		11	40	26	7	16	51	33
BE		13	47	26	7	7	60	33
BG		11	33	21	7	28	44	28
CZ		5	38	29	8	20	43	37
DK		16	30	26	8	20	46	34
DE		5	39	31	8	17	44	39
EE		11	37	21	6	25	48	27
IE		19	48	13	3	17	67	16
EL		7	34	28	12	19	41	40
ES		12	40	21	8	19	52	29
FR		8	34	26	10	22	42	36
HR		13	43	31	4	9	56	35
IT		17	50	22	5	6	67	27
CY		15	38	27	4	16	53	31
LV		8	43	22	4	23	51	26
LT		12	46	16	2	24	58	18
LU		18	46	18	5	13	64	23
HU		16	40	26	5	13	56	31
MT		19	43	14	4	20	62	18
NL		5	37	34	12	12	42	46
AT		15	34	19	10	22	49	29
PL		18	47	18	5	12	65	23
PT		7	37	23	3	30	44	26
RO		14	35	27	9	15	49	36
SI		9	34	31	10	16	43	41
SK		10	33	29	13	15	43	42
FI		9	44	29	5	13	53	34
SE		7	29	39	11	14	36	50

